

State Of Libya

# Ministry of Transportation

LIBYAN PORTS & MARITIME TRANSPORT AUTHORITY

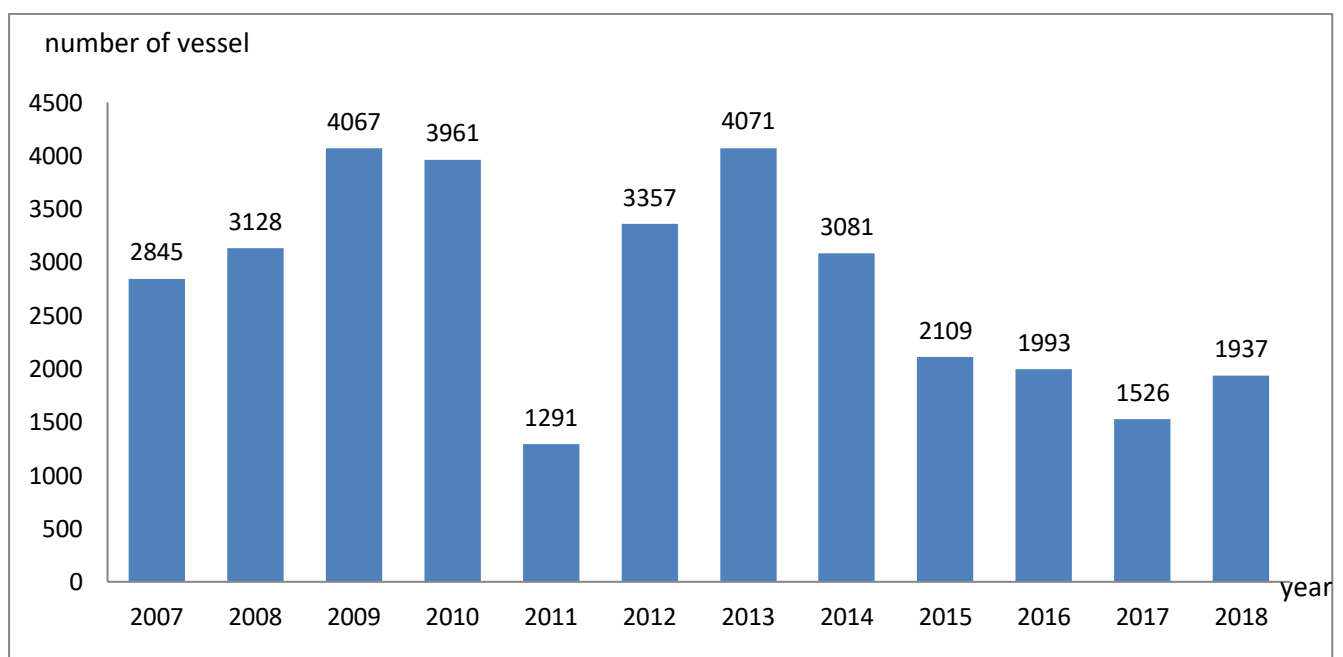


*The statistics of handling , storage and the number of ships coming to the Libyan ports from 2007 to 2018.*

**First : Number of vessels**

**1. Number of ships came to Libyan ports from 2007 to 2018.**

<i>year</i>	<i>Number of vessels</i>
<i>2007</i>	<i>2845</i>
<i>2008</i>	<i>3128</i>
<i>2009</i>	<i>4067</i>
<i>2010</i>	<i>3961</i>
<i>2011</i>	<i>1291</i>
<i>2012</i>	<i>3,357</i>
<i>2013</i>	<i>4,071</i>
<i>2014</i>	<i>3081</i>
<i>2015</i>	<i>2109</i>
<i>2016</i>	<i>1993</i>
<i>2017</i>	<i>1526</i>
<i>2018</i>	<i>1937</i>

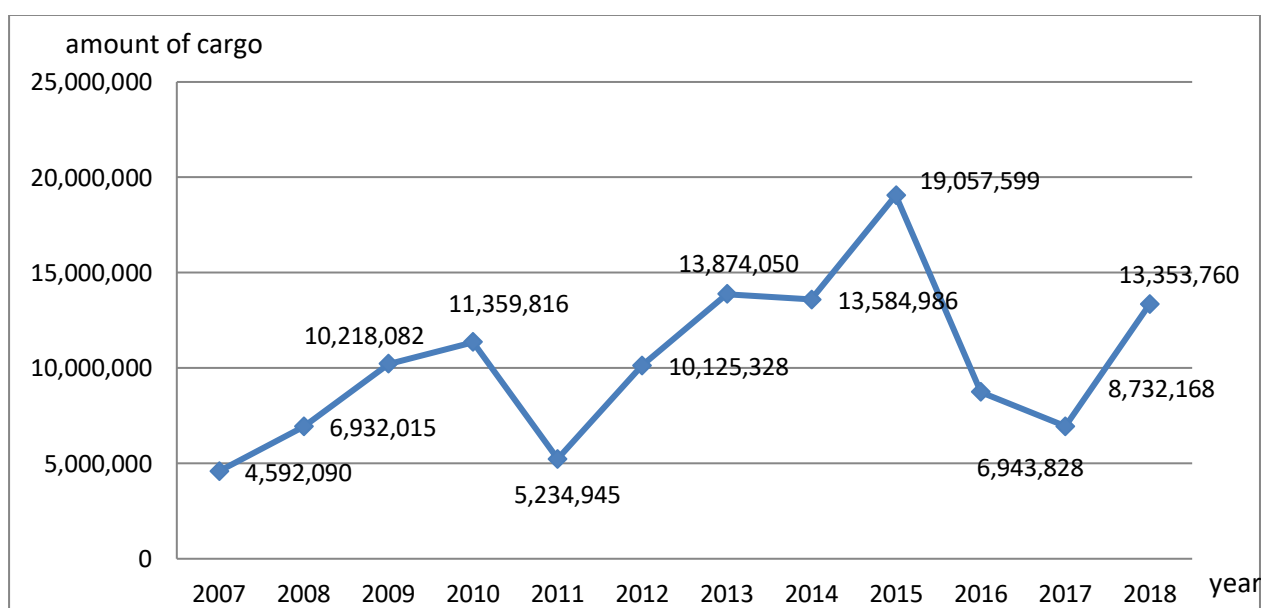


***number of vessels that came to Libya from 2007 to 2018***

## *Second : The unloaded cargo*

### *1. The amount of cargo unloaded in Libyan ports (tons) from 2007 to 2018.*

<i>year</i>	<i>The amount of cargo</i>
<i>2007</i>	<i>4,592,090</i>
<i>2008</i>	<i>3,930,292</i>
<i>2009</i>	<i>10,218,082</i>
<i>2010</i>	<i>11,359,816</i>
<i>2011</i>	<i>5,234,945</i>
<i>2012</i>	<i>10,125,328</i>
<i>2013</i>	<i>13,874,050</i>
<i>2014</i>	<i>13,584,986</i>
<i>2015</i>	<i>19,057,599</i>
<i>2016</i>	<i>8,732,168</i>
<i>2017</i>	<i>6,943,828</i>
<i>2018</i>	<i>13,353,760</i>

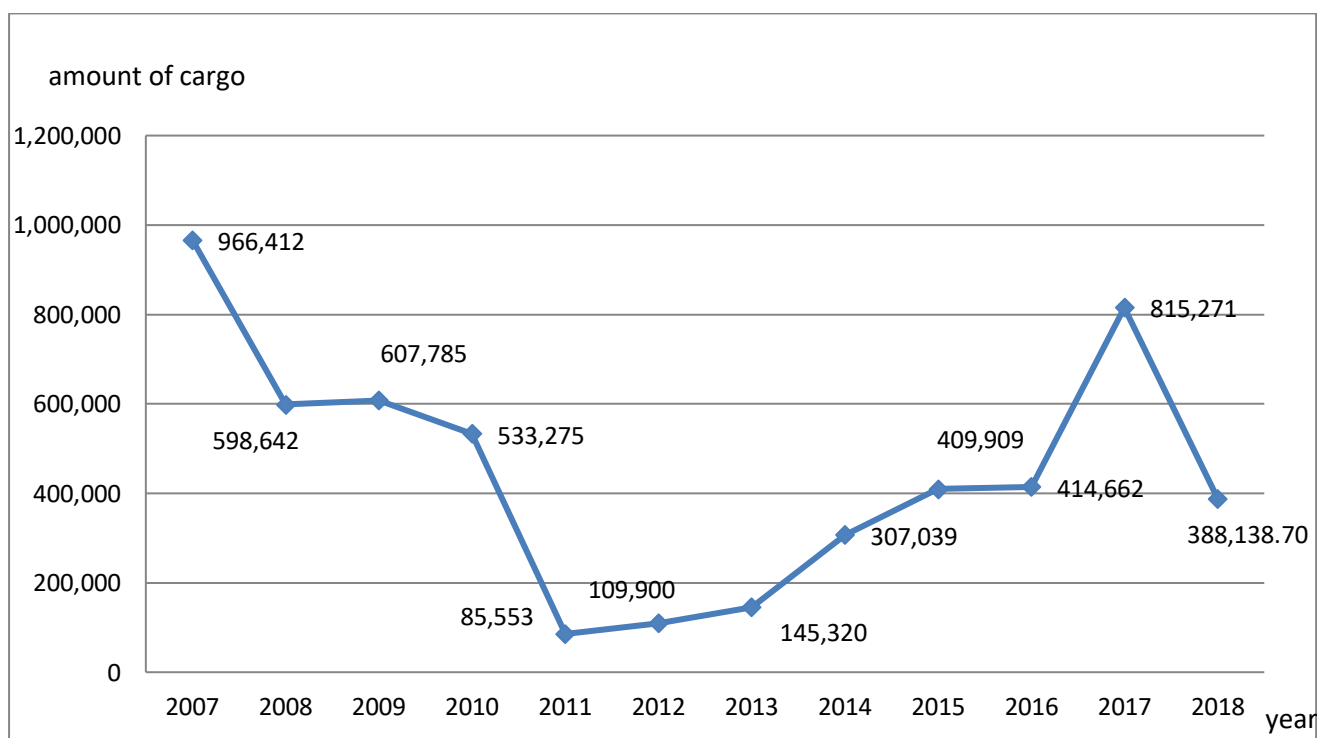


The amount of cargo unloaded in Libyan ports from 2007 to 2018

### ***Third : The Cargo Shipped***

#### ***1. Quantity of cargo loaded in Libyan ports (tons) from 2007 to 2018.***

<b><i>Year</i></b>	<b><i>Quantity of cargo loaded (tons)</i></b>
<b><i>2007</i></b>	<b><i>966,412</i></b>
<b><i>2008</i></b>	<b><i>598,642</i></b>
<b><i>2009</i></b>	<b><i>607,785</i></b>
<b><i>2010</i></b>	<b><i>533,275</i></b>
<b><i>2011</i></b>	<b><i>85,553</i></b>
<b><i>2012</i></b>	<b><i>109,900</i></b>
<b><i>2013</i></b>	<b><i>145,320</i></b>
<b><i>2014</i></b>	<b><i>307,039</i></b>
<b><i>2015</i></b>	<b><i>409,909</i></b>
<b><i>2016</i></b>	<b><i>414,662</i></b>
<b><i>2017</i></b>	<b><i>815,271</i></b>
<b><i>2018</i></b>	<b><i>388,138.7</i></b>

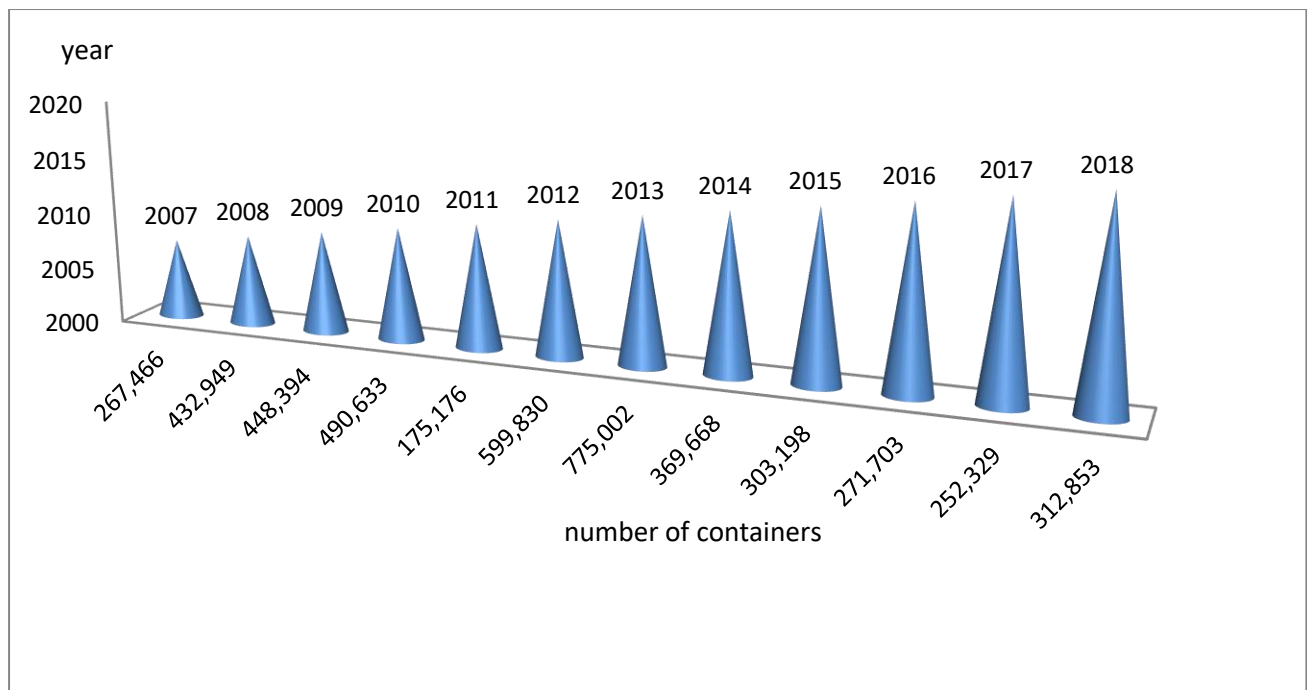


***the quantity of cargo loaded in Libyan ports (tons) from 2007 to 2018***

#### ***Fourth: Empty and Charged Containers***

##### ***1. Number of empty and charged containers from 2007 to 2018.***

<b><i>Year</i></b>	<b><i>Number of empty and charged containers</i></b>
<b><i>2007</i></b>	<b><i>267,466</i></b>
<b><i>2008</i></b>	<b><i>432,949</i></b>
<b><i>2009</i></b>	<b><i>448,394</i></b>
<b><i>2010</i></b>	<b><i>490,633</i></b>
<b><i>2011</i></b>	<b><i>175,176</i></b>
<b><i>2012</i></b>	<b><i>599,830</i></b>
<b><i>2013</i></b>	<b><i>775,002</i></b>
<b><i>2014</i></b>	<b><i>369,668</i></b>
<b><i>2015</i></b>	<b><i>303,198</i></b>
<b><i>2016</i></b>	<b><i>271,703</i></b>
<b><i>2017</i></b>	<b><i>252,329</i></b>
<b><i>2018</i></b>	<b><i>312,853</i></b>

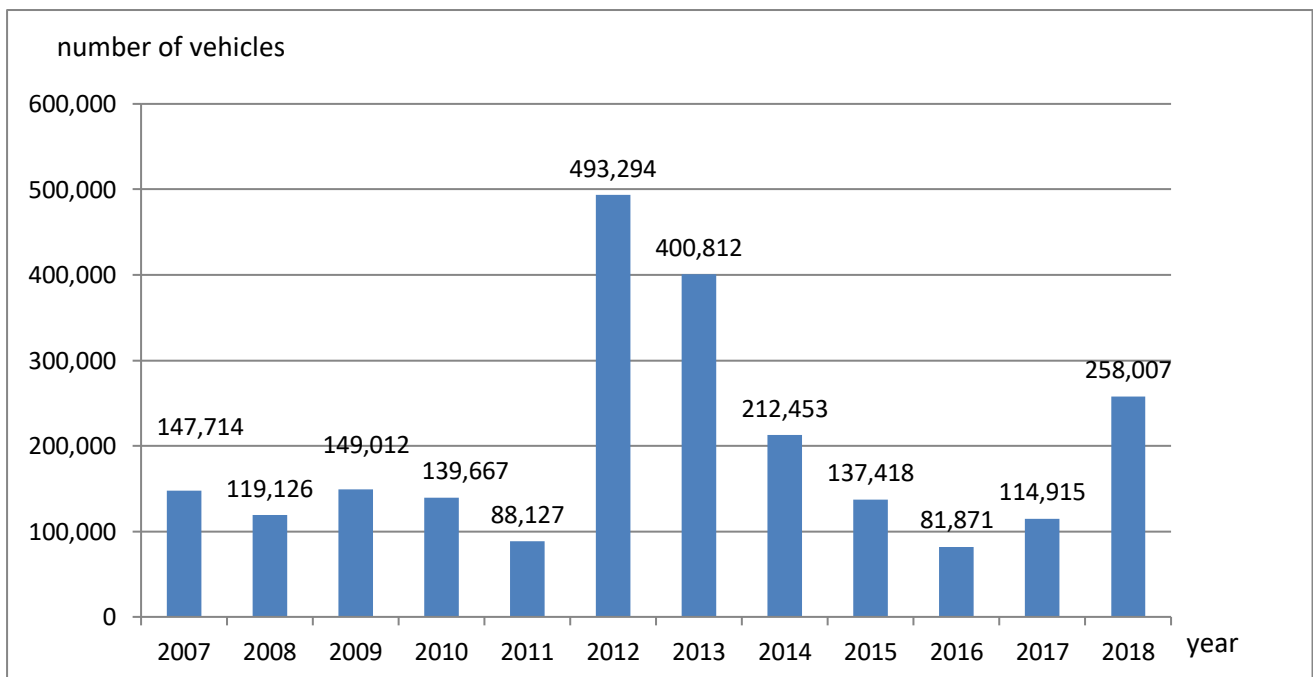


***Number of empty and charged containers from 2007 to 2018***

**Fifth : Number of vehicles**

**1. Number of vehicles Received from 2007 to 2018.**

<b>Year</b>	<b>Number of vehicles</b>
<b>2007</b>	<b>147,714</b>
<b>2008</b>	<b>119,126</b>
<b>2009</b>	<b>149,012</b>
<b>2010</b>	<b>139,667</b>
<b>2011</b>	<b>88,127</b>
<b>2012</b>	<b>493,294</b>
<b>2013</b>	<b>400,812</b>
<b>2014</b>	<b>212,453</b>
<b>2015</b>	<b>137,418</b>
<b>2016</b>	<b>81,871</b>
<b>2017</b>	<b>114,915</b>
<b>2018</b>	<b>258,007</b>



**Number of vehicles Received from 2007 to 2018**